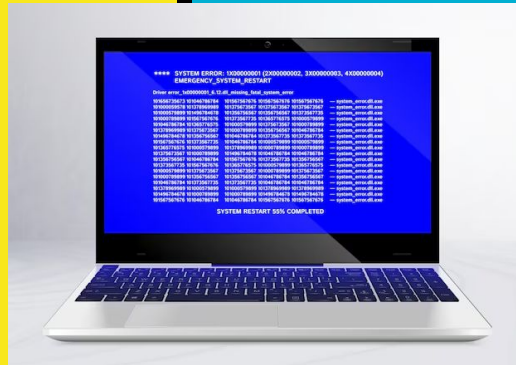


Smartphone - What is An App



What is An App And How to Use

What we are going to cover:

- What is an App?
- Built in Apps
- Where do you get other Apps?
- Managing Apps
- Safe App Use
- Let's Practice



ORIGINAL

What Is An App

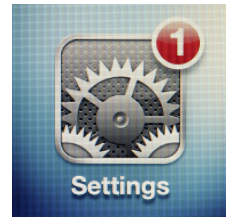
- **An App** is short for **Application**.
- It is a **software program** that allows you to do specific tasks on your smartphone.
- There are **different types** of apps:
 - **Communication** e.g. *Email, Messages, Whatsapp*
 - **News** e.g. *BBC*
 - **Functional** e.g. *Camera, Clock*
 - **Social Media** e.g. *Facebook, Instagram*
- **Apps can be found** on your **Home Screen** and or your **Apps Library**
- **To open** an app on your phone find and **tap** on the App



ORIGINAL


Built In Apps

The **Settings App** is a built in system application on your mobile phone (like the heart of your phone).



Key Features:






- You can find the **Settings app** by **swiping up** on your **home screen** to find your **apps library**. Alternatively **swipe down** from the **top** of the home screen to access the **quick settings panel** and **tap** on the gear icon 
- It allows you to customise and manage your phone's functions, security and appearance.
- Within the Settings app you can access **sub menus** that allow you to manage/control features like *Sound, Display, Notifications, Accounts, Security, App updates etc.*

Built In Apps (cont)




There are other built in apps on your smartphone and they include:

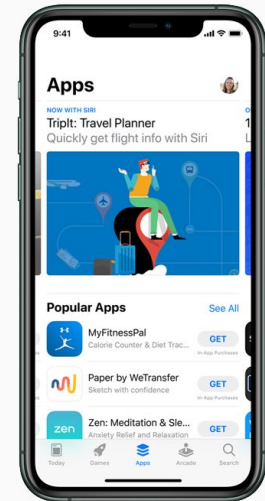
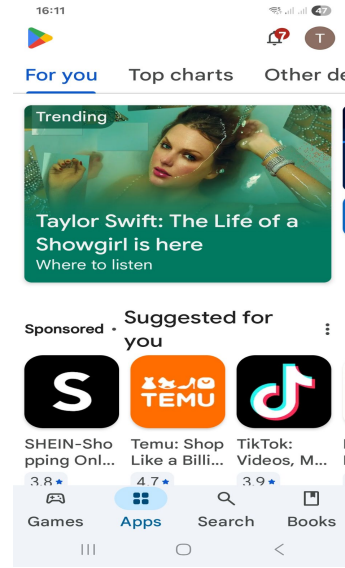
Key Apps

- **Phone App** : Allows you to make and receive calls and access your contacts
- **Messaging App** : Allows you to send and received text messages and send attachments e.g. photos
- **Camera App**  Capture new photos and videos and view existing photos and videos
- **Email (default) App.** **Android** = Gmail and **iPhone** = Mail
- **Official App Store:** Allows you to download other apps e.g News, Banking & NHS/GP. **Android phones** = *Play Store*. **iPhones** = *App Store*
- **Google Apps:** Android phones will have a range of **Google apps** pre-installed e.g. Photos, Google Drive, Maps, Wallet
- **Apple Apps:** iPhones will have a range of **Apple apps** installed e.g. Safari, Photos, Facetime (like Whatsapp)

Where to Get Other Apps

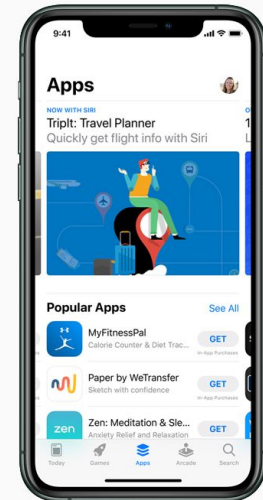
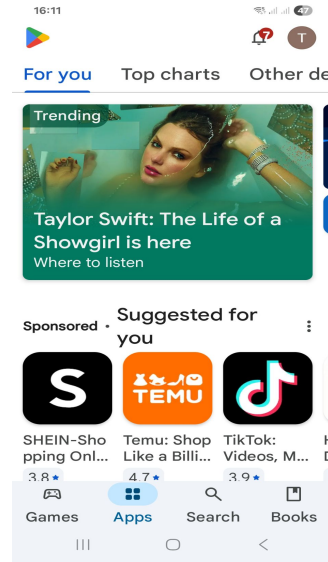
To Get Other Apps you can do this from your smartphone's official 'app store'

- **Android Phones:** To get/download other apps go to and **tap** on the 'Google Play'  app
- iPhones: To get/download other apps go to and **tap** on the 'App Store'  app
- Use the **search bar** or search icon  to find a specific app, or browse the 'categories' to find new ones.



Where to Get Other Apps (cont)

- **Tap** on the app to see its details. You can view its 'description', 'read reviews', and see 'screenshots'
- **Tap** "Get" or "Install" to download. You may need to enter your 'password' or use a 'biometric login' (like a fingerprint or face ID) to confirm the download.
- **Wait** for the download to complete. Once installed **tap** 'Open'
- The **new app** will then appear on your home screen or in your apps library.



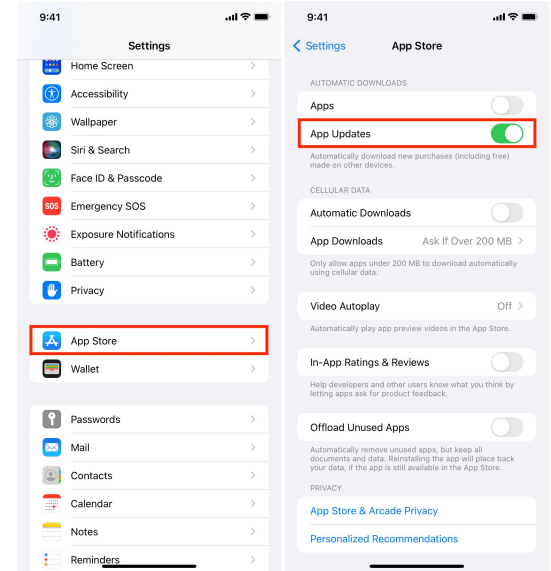
Managing Apps

- To **uninstall** an app **tap and hold** the app and then tap 'Uninstall' and then 'OK' to confirm
- To **add** an app to your 'home screen' **tap and hold** on an app in your 'apps library' and then **tap** 'Add to Home'.
- To **remove** apps from your 'home screen' **tap and hold** the app and then tap 'Remove'.
- To **update apps**
 - **Android:** *Tap on 'Play Store', Tap on 'Google Account' icon (top right of screen), tap 'Manage apps and device' and then choose 'Update All or 'See details' if want to choose apps to update*



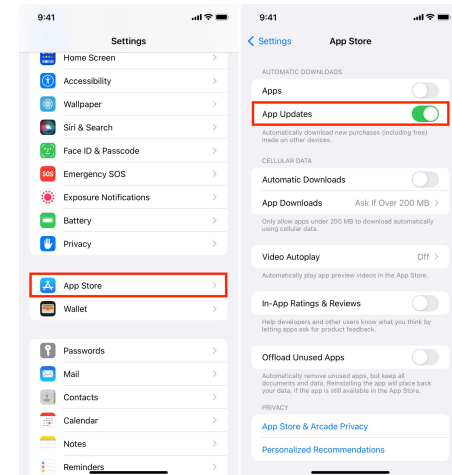
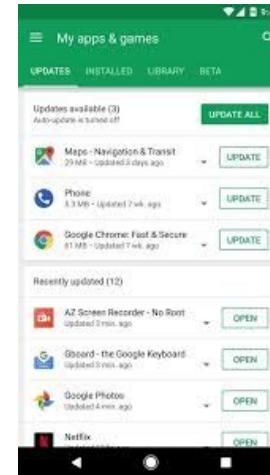
Managing Apps (cont)

- **To update apps(cont):**
 - ***iPhone:*** To turn on **automatic app updates** then **tap** on 'Settings App' tap on 'Apps' & tap on 'App Store'. Turn 'App Updates' **on** or **off**
 - ***iPhone:*** To update apps manually then tap the 'App Store' and tap on 'My Account' icon at top of screen 🧑
 - **Scroll** down to see pending updates. Tap 'Update' next to an app to **only update that app**



Safe App Usage

- **Check the reviews.** Before downloading an app, read what other users have to say.
- **Beware of fake apps.** Ensure the app you download is from the official app store on your phone!
- **Understand permissions.** When an app asks for permission (e.g. to use your location or camera), consider if it's really necessary for its function.
- **Keep your apps updated.** Regular updates fix security vulnerabilities and add new features.
- **Manage your passwords.** Use a password manager (usually installed on your phone) to securely store and remember complex passwords.
- **Avoid using in Public places:** especially sensitive/personal apps e.g. banking or NHS in public places



Let's Practice

Activity: Take out your phone.

Step 1: Tap on your 'App Store' or Google 'Play Store'.

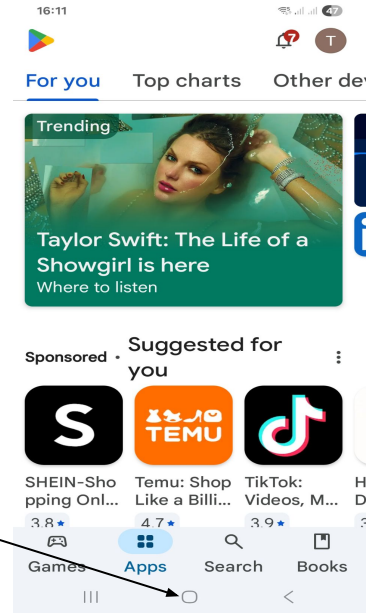
Step 2: Search for "BBC" and find the app.

Step 3: Tap on it to read the description and reviews.

Step 4 (Optional): Tap 'Install' or 'Get' and download

Step 5: Tap 'Open' on downloaded app to view

Step 6: Return to your 'home screen' or apps library by swiping up or tapping 'home' icon



Thank you

Any Questions?

QR Codes

- QR codes are a type of two-dimensional barcode that stores information in a grid of black and white squares
- They allow quick and easy access to data by **scanning** them with your **smartphone camera** (or download a QR Code app - for older phones).
- They **can contain** a wide range of **information** e.g. website URLs, contact information, Wi-Fi network details etc.
- **Scan a QR code**, and **tap** on the **link/notification** that pops up (usually in orange), your phone can then automatically perform an action e.g. opening a website,

